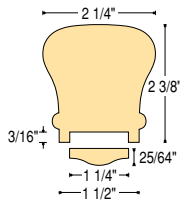
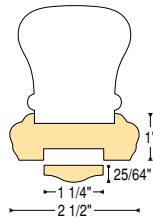


C-6010

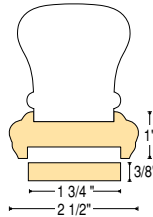


C-6010 P
with Fillet

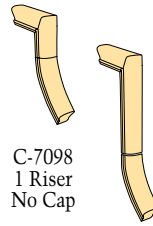


C-6031
Sub Rail
with Fillet

Requires C-7237
Rosette on angle cut.

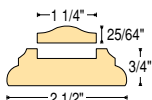


C-6032
Sub Rail
with Fillet

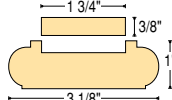


C-7098
1 Riser
No Cap

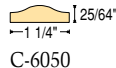
C-7099
2 Riser
No Cap



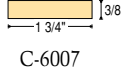
C-6045
Shoe Rail
with Fillet



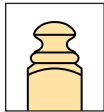
C-6006
Shoe Rail
with Fillet



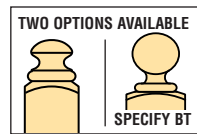
C-6050
Fillet



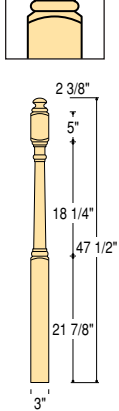
C-6007
Fillet



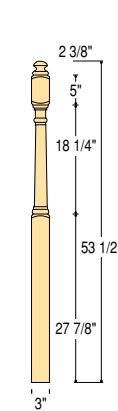
Enlarged for detail.



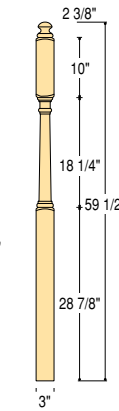
Enlarged
for detail.



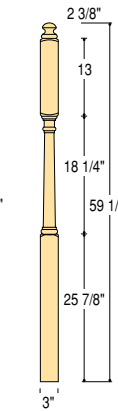
C-4040S
3" Sq.



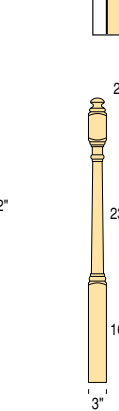
C-4042S
3" Sq.



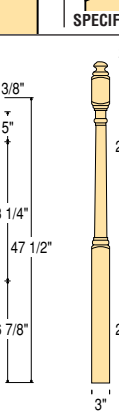
C-4045S
3" Sq.



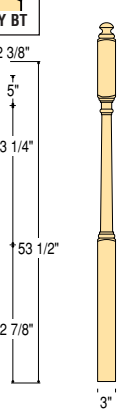
C-4046S
3" Sq.



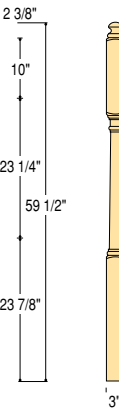
C-4040
3" Sq.



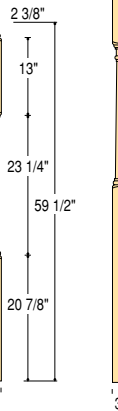
C-4042
3" Sq.



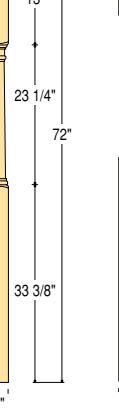
C-4045
3" Sq.



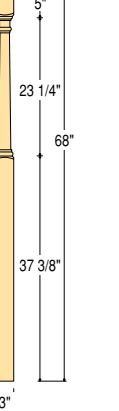
C-4046
3" Sq.



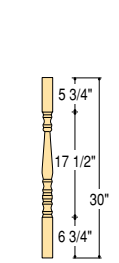
C-4046 L
3" Sq.



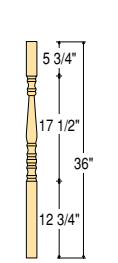
C-4055
3" Sq.



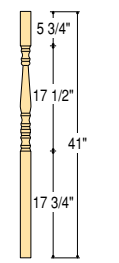
C-4058
3" Sq.



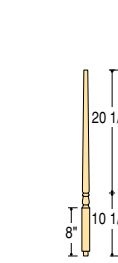
C-5005
1 3/4" Sq.



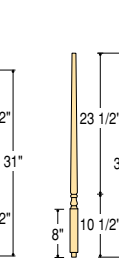
C-5005
1 3/4" Sq.



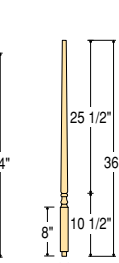
C-5005
1 3/4" Sq.



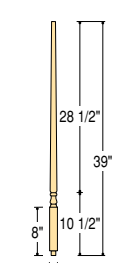
C-5015
1 1/4" Sq.



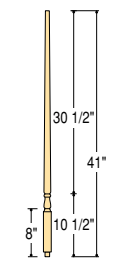
C-5015
1 1/4" Sq.



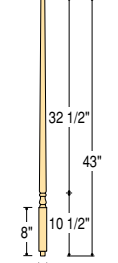
C-5015
1 1/4" Sq.



C-5015
1 1/4" Sq.



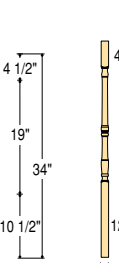
C-5015
1 1/4" Sq.



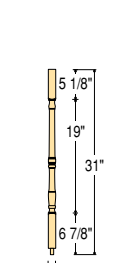
C-5015
1 1/4" Sq.



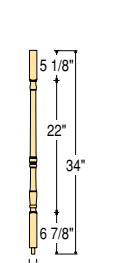
C-5050
1 1/4" Sq.



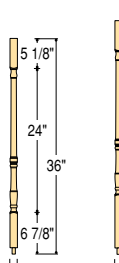
C-5050
1 1/4" Sq.



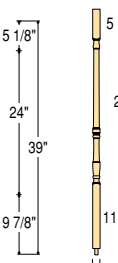
C-5067
1 1/4" Sq.



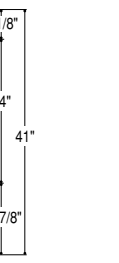
C-5067
1 1/4" Sq.



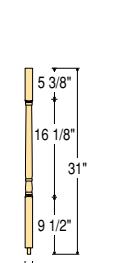
C-5067
1 1/4" Sq.



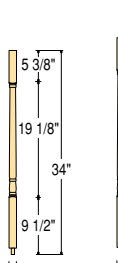
C-5067
1 1/4" Sq.



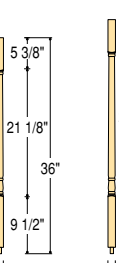
C-5067
1 1/4" Sq.



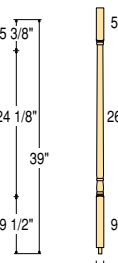
C-5070
1 1/4" Sq.



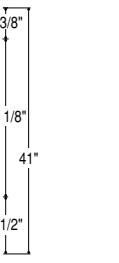
C-5070
1 1/4" Sq.



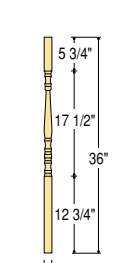
C-5070
1 1/4" Sq.



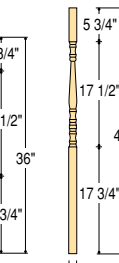
C-5070
1 1/4" Sq.



C-5070
1 1/4" Sq.



C-5105
1 1/4" Sq.



C-5105
1 1/4" Sq.