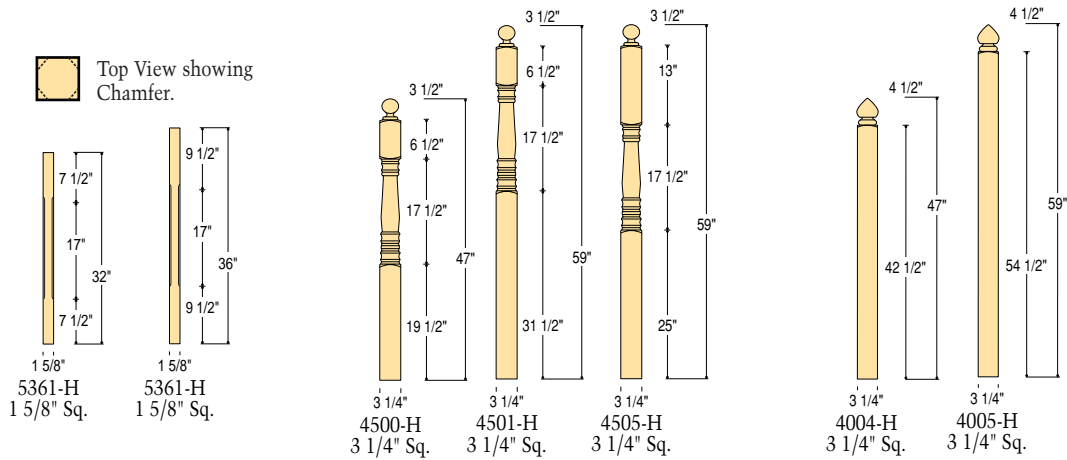


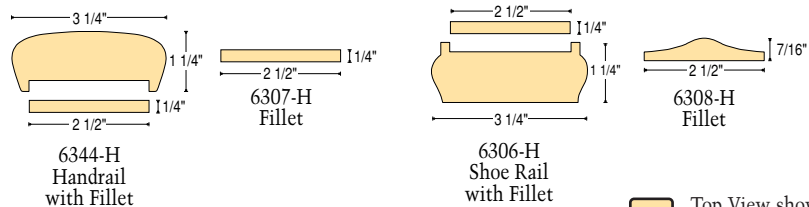
Top View showing Chamfer.



ADDITIONAL HEMLOCK RAILS AND BALUSTERS

HEAVY DUTY STAIR SYSTEM

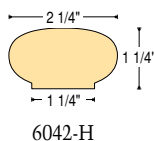
Create a more massive balustrade using these heavier rails and fillets with your choice of newel posts and 2-1/2" spindles.



Top View showing Eased Edge.

WALL MOUNTED HANDRAILS

When planning a wall mounted handrail, look to the sleek, simple lines of the 6042-H Rail combined with our brass finish wall rail brackets (page 32).



CONTEMPORARY BALUSTERS

An additional Coffman offering for contemporary applications.

