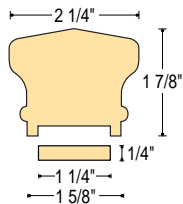
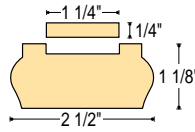


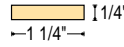
6910S-H



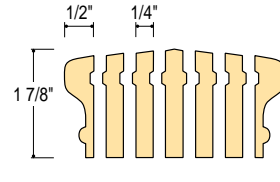
6910PS-H
with Fillet



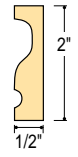
6106-H
Shoe Rail
with Fillet



6107-H
Fillet

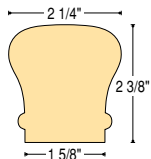


6916-H
Bending Rail



6915
Bending Mould

FITTINGS



GEORGIAN
6010-H

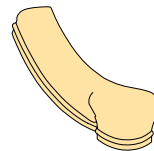
The second digit of the fitting part number must match the second digit of the rail part number.

Example:

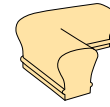
C-6010-H Rail = C-70XX Fittings
C-6910-H Rail = C-79XX Fittings



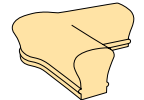
7009-H
Returned End



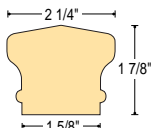
7010-H 7910-H
Starting Easing
With Cap



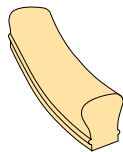
7011-H 7911-H
Level Quarterturn 90°



7021-H 7921-H
Quarterturn
Cap 90°



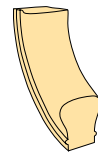
STAFFORD
6910S-H



7012S-H 7912S-H
Up Easing



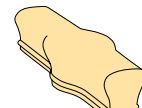
7013-H
Over Easing



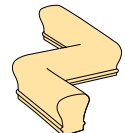
7014S-H
Up Easing 90°



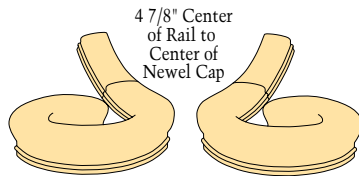
7019-H 7919-H
Opening Cap



7020-H 7920-H
Tandem Cap




7047-H
5" Center to Center
Left or Right (LH shown)



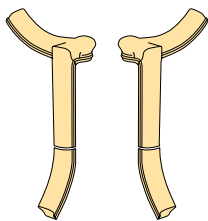
7030-H 7930-H
Left Hand
Volute

7035-H 7935-H
Right Hand
Volute

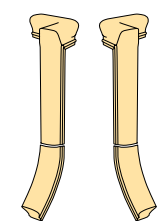


7040-H 7940-H
Left Hand
Turnout

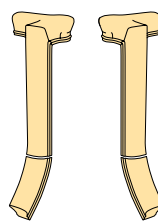
7045-H 7945-H
Right Hand
Turnout



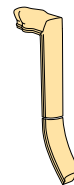
7060-H 7065-H
Left Hand Right Hand
2 Riser With Cap 90°



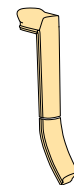
7071-H 7076-H
Left Hand Right Hand
2 Riser No Cap 90°



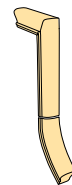
7081-H 7086-H
7981-H 7986-H
Left Hand Right Hand
2 Riser With Cap 90°



7089-H 7989-H
2 Riser
With
Tandem Cap



7097-H 7997-H
2 Riser
With Cap



7099-H 7999-H
2 Riser
No Cap