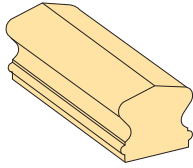
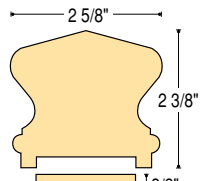


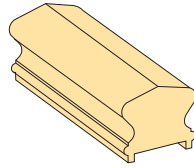
C-6410



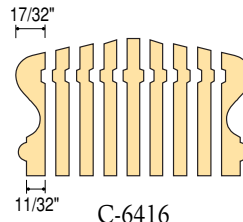
C-6410



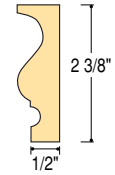
C-6410 P1
with Fillet



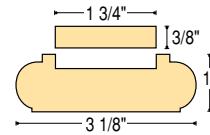
C-6410 P1



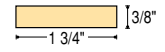
C-6416
Bending Rail



C-6415
Bending Mould

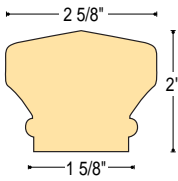


C-6006
Shoe Rail
with Fillet

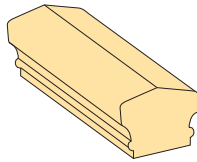


C-6007
Fillet

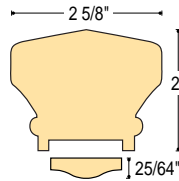
For a complete line of fittings to be used with Richmond Rail, refer to page 25.



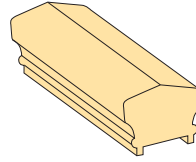
C-6610



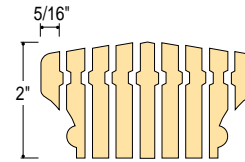
C-6610



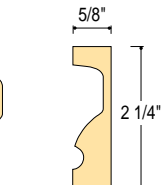
C-6610 P



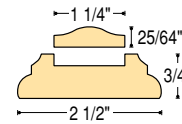
C-6610 P



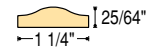
C-6616
9 Piece
Bending Rail



C-6615
Bending Mould



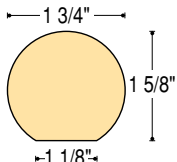
C-6045
Shoe Rail
with Fillet



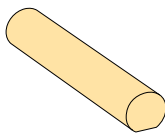
C-6050
Fillet

For a complete line of fittings to be used with Virginia Rail, refer to page 25.

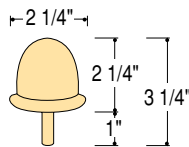
WALL RAILS



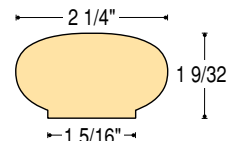
C-6040



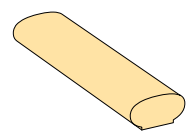
C-6040



C-7000
Acorn



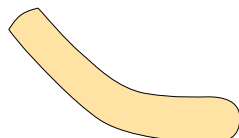
C-6042



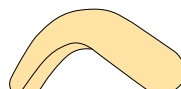
C-6042



C-7023
Quarterturn



C-7024
Starting Easing



C-7025
Over Easing



C-7005
Quarterturn