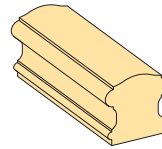
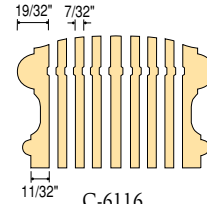


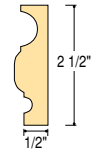
C-6110



C-6110

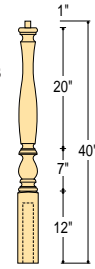


C-6116
Bending Rail

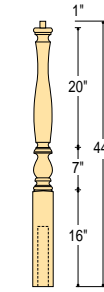


C-6115
Bending Mould

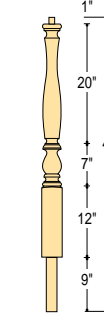
- Newel top diameters are 2-15/16".
- 34-inch Bristol Balusters can be trimmed for 31-inch applications.



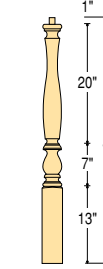
C-4160
3" Dia.
Adjustable



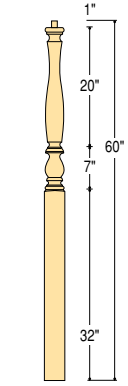
C-4165
3" Dia.
Adjustable




C-4163
3" Dia.



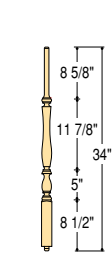
C-4130
3 1/4" Sq.



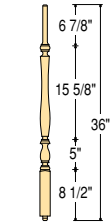
C-4135
3 1/4" Sq.



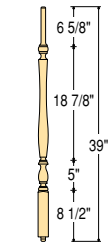
Enlarged for detail.



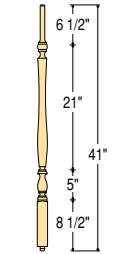
C-5151
1 3/4" Sq.



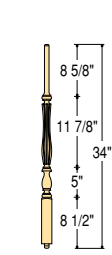
C-5151
1 3/4" Sq.



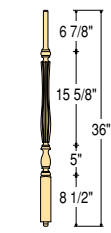
C-5151
1 3/4" Sq.



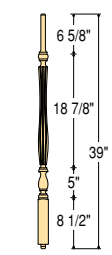
C-5151
1 3/4" Sq.



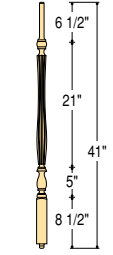
C-5151-F
1 3/4" Sq.
Flute



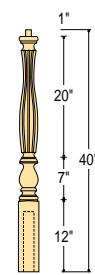
C-5151-F
1 3/4" Sq.
Flute



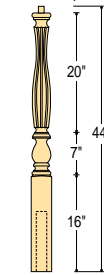
C-5151-F
1 3/4" Sq.
Flute



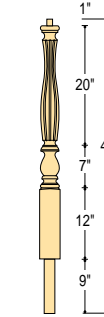
C-5151-F
1 3/4" Sq.
Flute



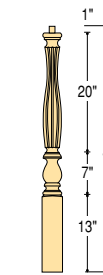
C-4160-F
3" Dia.
Flute
Adjustable



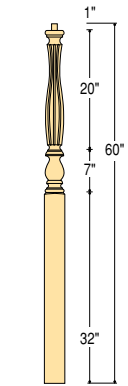
C-4165-F
3" Dia.
Flute
Adjustable



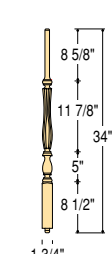
C-4163-F
3" Dia.
Flute



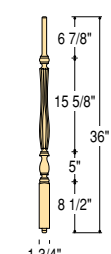
C-4130-F
3 1/4" Sq.
Flute



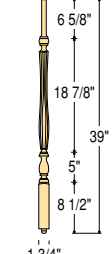
C-4135-F
3 1/4" Sq.
Flute



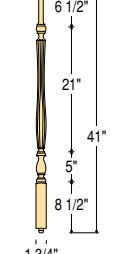
C-5151-R
1 3/4" Sq.
Reed



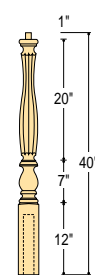
C-5151-R
1 3/4" Sq.
Reed



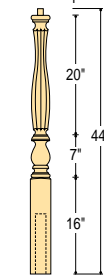
C-5151-R
1 3/4" Sq.
Reed



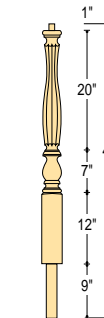
C-5151-R
1 3/4" Sq.
Reed



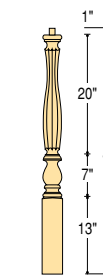
C-4160-R
3" Dia.
Reed
Adjustable



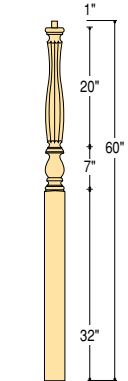
C-4165-R
3" Dia.
Reed
Adjustable



C-4163-R
3" Dia.
Reed



C-4130-R
3 1/4" Sq.
Reed



C-4135-R
3 1/4" Sq.
Reed